

INTRODUCTION TO FRACTIONS

ANSWERS

THIS HANDOUT IS DESIGNED TO BE USED WITH THE INTRODUCTION TO FRACTIONS VIDEO.

WORDS YOU SHOULD KNOW.

| | | | |
|--------------|-------------|----------------------|-------------------|
| Fraction | Numerator | Equivalent Fractions | Improper Fraction |
| Whole Number | Denominator | Mixed Number | |


A **fraction** is a way of representing pieces of a whole or group.


$\frac{3}{4}$ ← Numerator
 $\frac{3}{4}$ ← Denominator


FILL IN THE BLANKS

- The denominator tells you the TOTAL number of pieces in a whole or group.
- The numerator is greater than the denominator in an IMPROPER FRACTION.
- The numerator tells you what part of the WHOLE or GROUP you are talking about.
- A MIXED NUMBER has a whole number and a fraction in it.
- The numerator is on the TOP and the denominator is on the BOTTOM.
- $\frac{9}{4}$ is an IMPROPER FRACTION and $3\frac{1}{4}$ is a MIXED NUMBER.


WRITE A FRACTION FOR EACH RECTANGLE REPRESENTING THE SHADED AMOUNT.


6.  $\frac{2}{3}$


7.  $\frac{5}{6}$

8.  $\frac{1}{4}$

SHADE IN THE FIGURES TO REPRESENT THE FRACTION OF EACH GROUP.

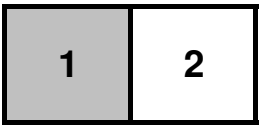
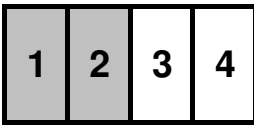
9.  $\frac{3}{4}$ of the butterflies are shaded.

10.  $\frac{2}{5}$ of the sharks are not shaded.

11.  $\frac{5}{8}$ of the penguins are shaded.

USE A LINE TO CONNECT THE EQUIVALENT FRACTIONS (DRAW A PICTURE IF NEEDED).

Equivalent Fractions are fractions that are the same, but the pieces are different sizes. So even though the pieces are different sizes you still have the same amount.

 $\frac{1}{2} = \frac{2}{4}$ 

$\frac{1}{2}$ ~~_____~~ $\frac{2}{12}$
 $\frac{3}{4}$ ~~_____~~ $\frac{6}{9}$
 $\frac{2}{3}$ ~~_____~~ $\frac{4}{8}$
 $\frac{1}{6}$ ~~_____~~ $\frac{9}{12}$