


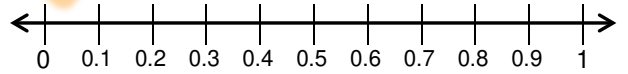


DECIMALS AND NUMBER LINES

ANSWERS



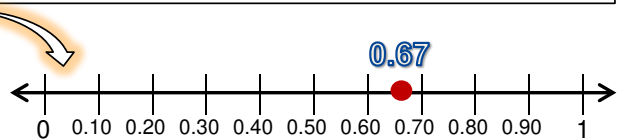
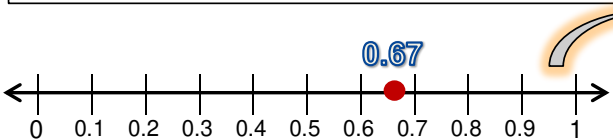
YOU NEED TO BE ABLE TO PICTURE OR VISUALIZE WHERE A DECIMAL LIES BETWEEN TWO WHOLE NUMBERS. A GOOD WAY TO PRACTICE THIS IS TO USE NUMBER LINES TO HELP YOU SEE WHERE THEY ARE LOCATED.

MAX, I FIND SEPARATING THE DISTANCE BETWEEN TWO WHOLE NUMBERS INTO 10 SPACES REALLY HELPS ME LOCATE THE DECIMAL'S POSITION.



YES POE, THAT'S A GREAT IDEA. WE CAN ALSO ADD ZEROS TO THE END OF EACH DECIMAL TO HELP US WITH DECIMALS WITH MORE THAN ONE PLACE VALUE. FOR EXAMPLE, 0.1 ALSO EQUALS 0.10 AND 0.100, OR 0.3 EQUALS 0.30 AND 0.300.

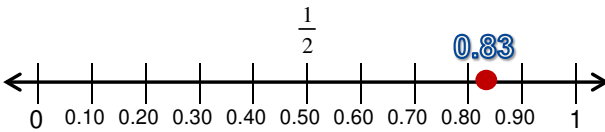
IF WE HAVE A NUMBER LIKE 0.67, WE KNOW IT'S BETWEEN 0.6 AND 0.7. THIS IS MUCH EASIER TO SEE IF WE ADD ZEROS TO BOTH DECIMALS. IN OTHER WORDS, 0.6 BECOMES 0.60 AND 0.7 CHANGES TO 0.70.



Plot each point on the given number line and tell whether the decimal is greater or less than one-half.

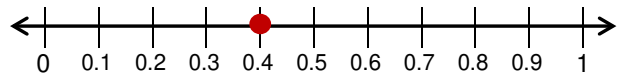
Helpful Example

a. 0.83 is greater than one-half.

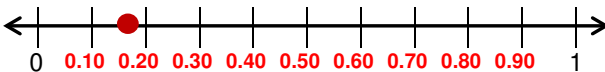


0.83 IS BETWEEN 0.80 AND 0.90. IT IS GREATER THAN ONE-HALF.

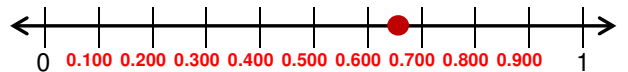
1. 0.4 is less than one-half.



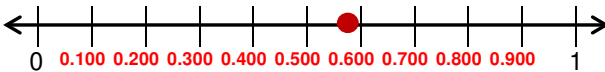
2. 0.17 is less than one-half.



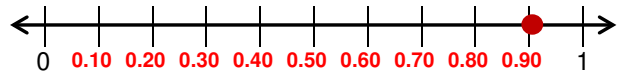
3. 0.652 is greater than one-half.



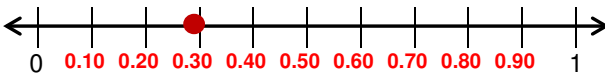
4. 0.584 is greater than one-half.



5. 0.91 is greater than one-half.



6. 0.29 is less than one-half.



7. 0.745 is greater than one-half.

